



Dufferin Detachment

Municipal Policing Bureau Presentation



January 27th, 2025

Overview

- Detachment Boards vs Police Services Board
- OPP Service Delivery
- Financial Recoveries and Provincial Responsibilities
- Cost Recovery - OPP Billing Model
- Efficiencies
- Community Safety and Policing Act - CSPA
- Questions





OUR VISION

Safe Communities... A Secure Ontario

Safe Communities... A Secure Ontario

reflects our unique and dual policing mandate.

Simply, it is the focus of our strategic plan.



Strategic Priorities

People:

Empowering a healthy and resilient workforce

Work:

Enhancing investigative and operational excellence

Communities:

Building relationships for co-creating safety solutions



Detachment Boards & Police Services Boards

CATEGORY	DETACHMENT BOARDS	POLICE SERVICES BOARDS
Scope of Oversight	<ul style="list-style-type: none"> Oversee OPP Detachments serving multiple municipalities or First Nations 	<ul style="list-style-type: none"> Focus on Individual Police Services
Policy Development	<ul style="list-style-type: none"> Establish Local policies with Detachment Commander 	<ul style="list-style-type: none"> Develop policies for Municipal Police Services
Reporting Requirements	<ul style="list-style-type: none"> Provide annual reports to municipalities and Band Councils 	<ul style="list-style-type: none"> Prepare and publish strategic plans and annual reports
Community Representation	<ul style="list-style-type: none"> Representatives from all municipalities and First Nations served 	<ul style="list-style-type: none"> Municipal appointees and provincial representatives



OPP Service Delivery

Integrated Service Delivery

- Detachments provide policing services to municipalities while continuing to meet Provincial policing commitments
- All officer activity is tracked using the Daily Activity Reporting (DAR) system to ensure accurate municipal billing



Benefits for Municipalities

- Enhanced flexibility
- Economies of scale – share costs of supervisory, administrative and infrastructure
- Multi-jurisdictional policing strategies
- Engage and partner with agencies outside municipal boundaries



Financial Recoveries and Provincial Responsibilities

MUNICIPAL POLICING RECOVERIES

\$497.4 Million*

Detachment Staff
Support Positions
ODOE**

PROVINCIAL RESPONSIBILITIES†

\$1,056.9 Billion

Traffic Safety
Investigations
Intelligence
Specialized Response Teams

† Source: 2022 OPP Annual Report

* Estimate OPP municipal policing cost for 2024. Billing recoveries net of municipal discounts and excluding recoveries for policing services provided to municipalities in a 3+ years transition contract

**Municipalities are billed for the portion of detachment, support positions and other direct operating expenses (ODOE) required to meet their service demands



Municipal Policing Recoveries

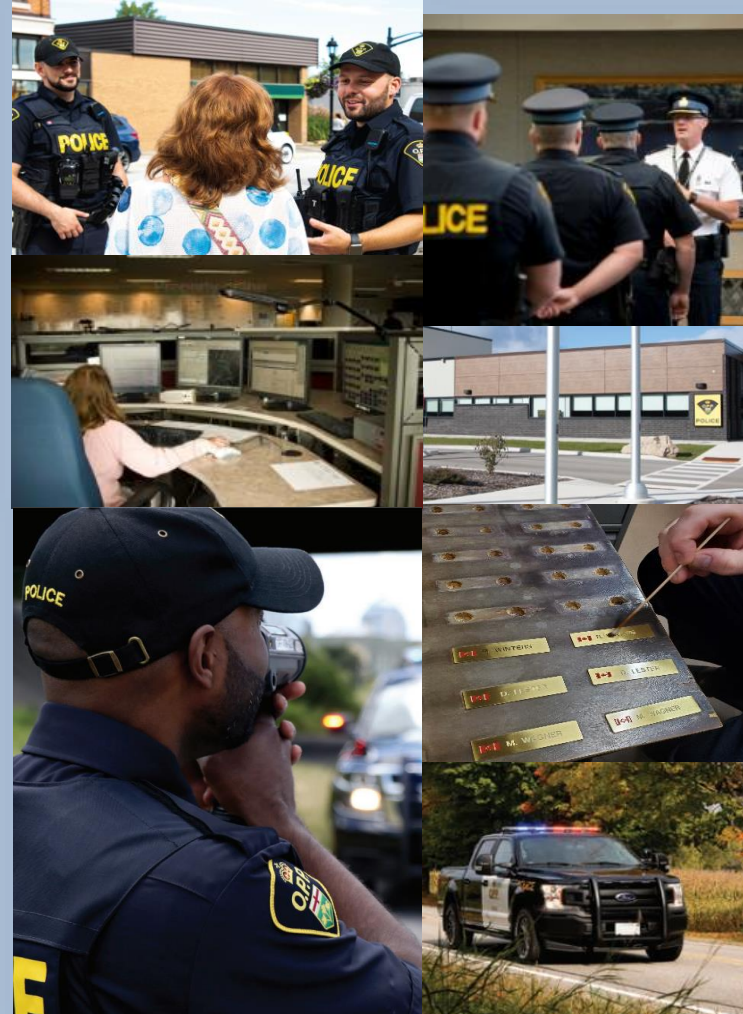
\$497.4 Million

Detachment Staff

- Supervision
- Frontline Constables
- Civilian Administrative Support

Support and Other Direct Operating Expenses

- Communication Operators
- Detachment Guards
- Provincial Police Academy and In-Service Training
- Vehicles
- Uniform and Equipment
- Radios
- IT and Telephone Support





Provincial Responsibilities



\$ 1,056.9 Billion

Traffic Safety

- Waterways, Trails and King's Highways
- Aircraft Enforcement

Investigations

- Child Sexual Exploitation
- Anti-Rackets
- Organized Crime
- Investigation and Support

Intelligence

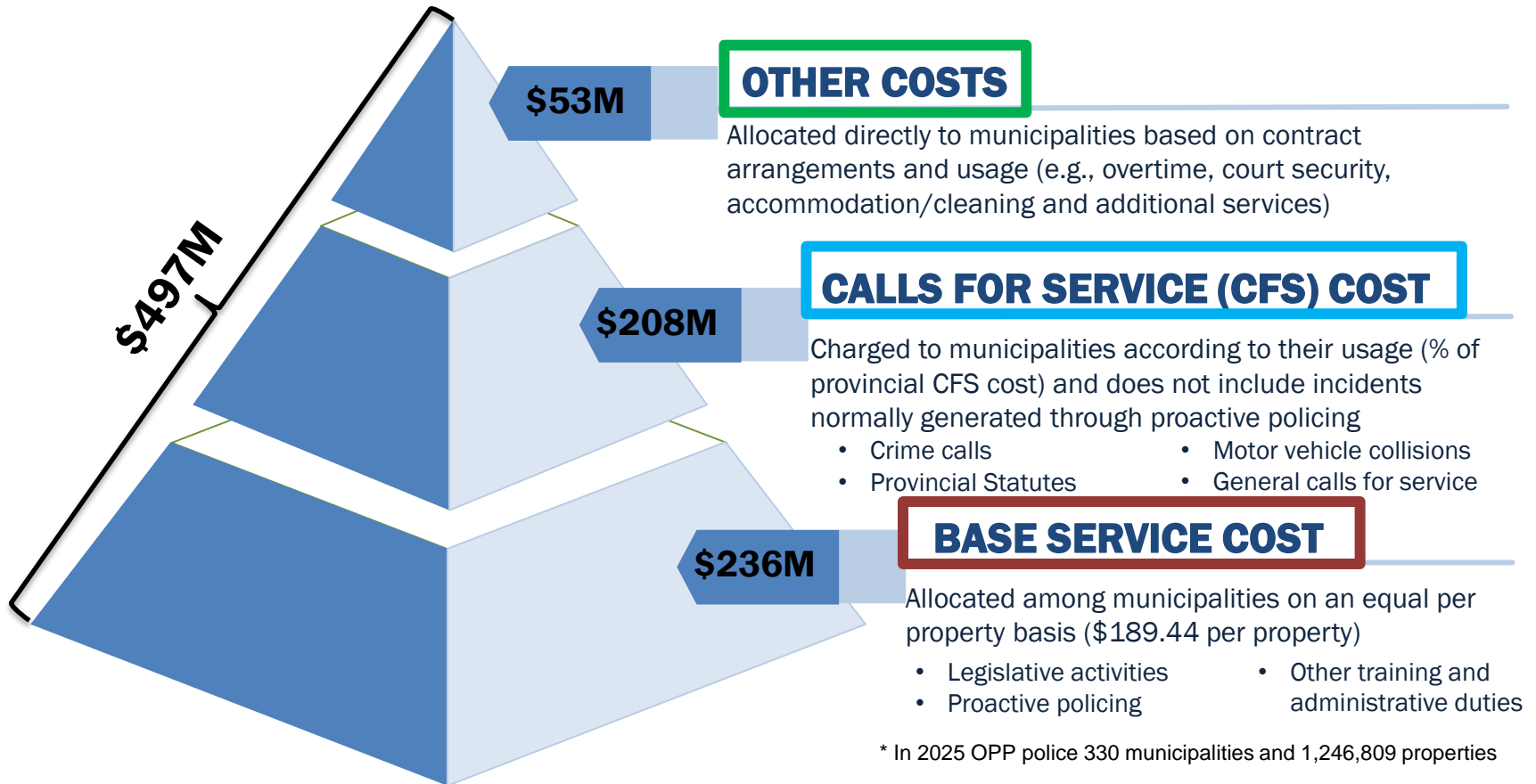
- Covert Operations
- Provincial Anti-Terrorism and Hate Crimes
- Analysis
- Field Intelligence

Specialized Response Teams

- Tactical Emergency Medical Services
- Aviation Services
- Canine
- Emergency Response Team
- Tactics and Rescue
- Negotiations
- Underwater Search and Recovery
- Urban Chemical Response Team



2025 Municipal Cost Recovery Under the OPP Billing Model



Note: Cost net of recoveries for policing services provided to municipalities in a post-amalgamation 3+ years transition contract



OPP 2025 Annual Billing Statement

Estimated costs for the period January 1 to December 31, 2025

Please refer to www.opp.ca for 2025 Municipal Policing Billing General Information summary for further details.

			Cost per Property \$	Total Cost \$
Base Service	Property Counts			
	Household	17,242		
	Commercial and Industrial	509		
	Total Properties	<u>17,751</u>	189.44	3,362,672
Calls for Service	(see summaries)			
	Total all municipalities	209,489,870		
	Municipal portion	0.9338%	110.21	1,956,280
Overtime	(see notes)		9.32	165,354
Contract Enhancements	(see summary)		12.06	214,038
Court Security	(see summary)		14.85	263,586
Prisoner Transportation	(per property cost)		1.67	29,644
Accommodation/Cleaning Services	(per property cost)		5.70	101,181
Total 2025 Estimated Cost			<u>343.23</u>	<u>6,092,755</u>
2023 Year-End Adjustment	(see summary)			214,976
Grand Total Billing for 2025				<u>6,307,731</u>
2025 Monthly Billing Amount				525,644



OPP 2025 Calls for Service Billing Summary

Estimated costs for the period January 1 to December 31, 2025

Calls for Service Billing Workgroups	Calls for Service Count				Four Year Average	2025 Average Time Standard	Total Weighted Time	% of Total Provincial Weighted Time	2025 Estimated Calls for Service Cost
	2020	2021	2022	2023					
					A	B	C = A * B		
					Note 1		Note 2	Note 3	
Drug Possession	38	35	40	29	36	5.9	209	0.0115%	24,093
Drugs	15	13	16	10	14	88.1	1,189	0.0653%	136,808
Operational	1,469	1,508	1,367	1,396	1,435	3.9	5,597	0.3073%	643,752
Operational 2	1,050	450	463	494	614	1.7	1,044	0.0573%	120,115
Other Criminal Code Violations	159	119	106	128	128	7.1	909	0.0499%	104,537
Property Crime Violations	453	459	482	453	462	6.2	2,863	0.1572%	329,307
Statutes & Acts	349	354	340	292	334	3.5	1,168	0.0641%	134,367
Traffic	356	284	225	294	290	3.8	1,101	0.0605%	126,651
Violent Criminal Code	229	199	180	183	198	14.8	2,927	0.1607%	336,651
Municipal Totals	4,118	3,421	3,219	3,279	3,509		17,007	0.9338%	\$1,956,280

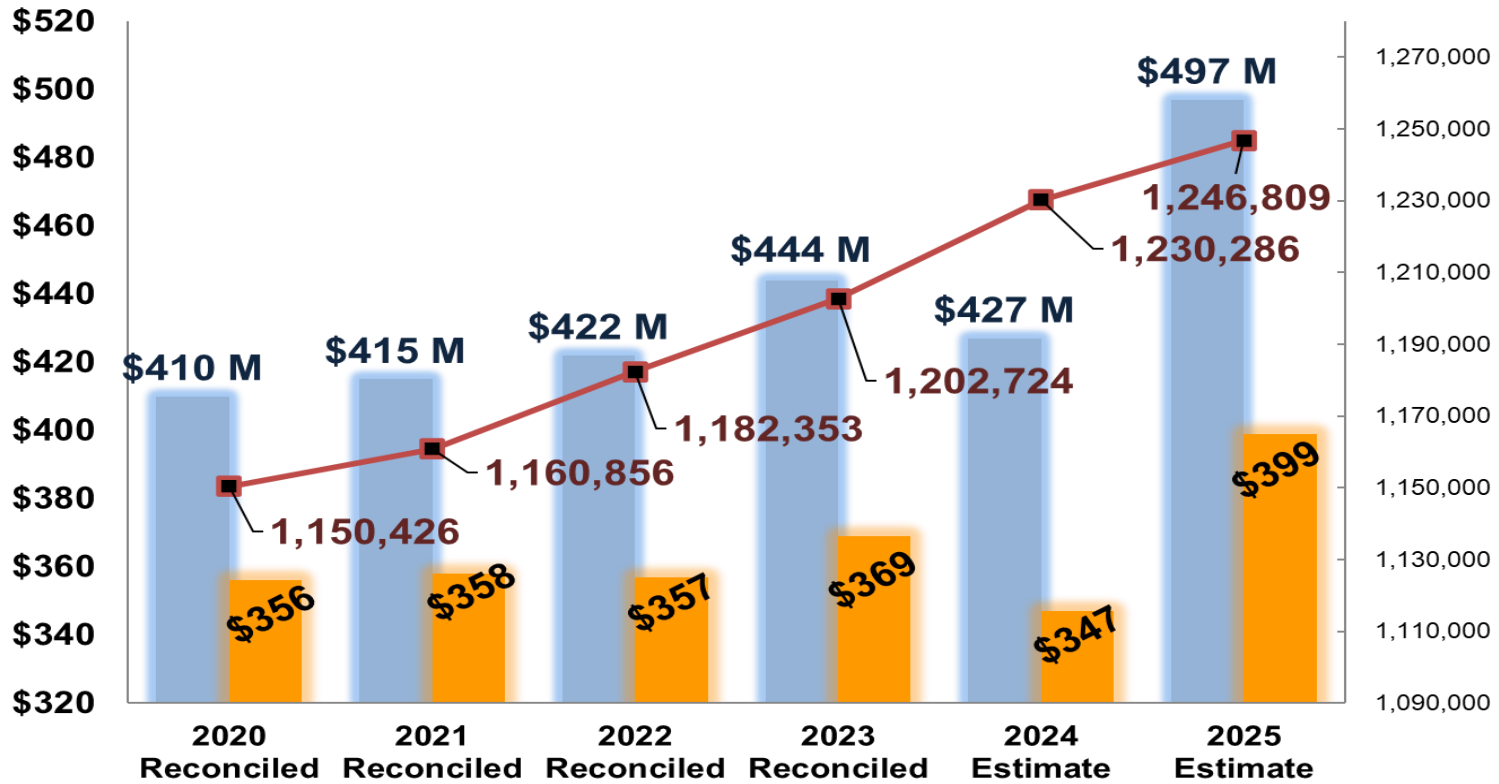
Provincial Totals	371,740	380,453	380,156	382,502	378,713		1,821,214	100%	\$209,489,870
--------------------------	----------------	----------------	----------------	----------------	----------------	--	------------------	-------------	----------------------



OPP Municipal Policing Snapshot

Historical Trends (2020-2025)

■ Total Cost-Recovery (\$M) ■ Average Cost per Property (\$) ■ Properties



Note: All costs are net of recoveries for policing services provided to municipalities in a post-amalgamation 3+ years transition contract and municipal discount.



RESOURCES AVAILABLE - WWW.OPP.CA

Example - Cost by Municipality

Current Annual Billing Materials:

2024

- 2024 Billing Webinar Presentation
- [2024 Billing Information](#)
- [2024 Estimated Front-line Constable and Support Costs](#)
- [2024 Statement Sample](#)

2023

- [2023 Billing Webinar Presentation](#)
- [2023 Estimated Front-line Constable And Support Costs](#)
- [2023 Billing Information](#)
- [2023 Statement Sample](#)

2022

- [2022 Billing Webinar Presentation](#)
- [2022 Billing Information](#)
- [2022 Estimated Front-line Constable And Support Costs](#)
- [2022 Statement Sample](#)

Current Cost-Recovery Information:

- [2019-2024 Billing Comparison](#)
- [2015-2024 Cost by Municipality](#)

General Billing Model Information:

- [Billing Model Presentation](#)
- [Property Count Definition](#)
- [List of Billable Calls for Service](#)
- [Videos](#)

OPP MUNICIPAL POLICING COSTS OPP Billing Model Cost-Recovery ⁸			2023 Total Property Count - 1,202,724 2023 Estimated Total Municipal Recoveries - \$416,871,949 2023 Estimated Average per Property Cost - \$347			2022 Total Property Count - 1,182,353 2022 Estimated Total Municipal Recoveries - \$419,431,754 2022 Estimated Average per Property Cost - \$355		
To view costs for a municipality in a chart format please refer to the "Cost Comparison Chart" tab.			2023			2022		
			Estimated* (No Phase-in Cap for 2023)			Estimated* (No Phase-in Cap for 2022)		
Municipality ⁸	Detachment	Status as of September 30, 2022	Property Count ¹	Total Cost	Per Property Cost	Property Count ¹	Total Cost	Per Property Cost
Amaranth Tp	Dufferin	Section 10	1,532	483,078	315	1,528	\$485,332	\$318
East Garafraxa Tp	Dufferin	Section 5.1	1,013	328,320	324	1,015	\$ 324,533	\$ 320
Grand Valley T	Dufferin	Section 10	1,925	511,528	266	1,855	\$ 516,490	\$ 278
Melancthon Tp	Dufferin	Section 10	1,260	425,663	338	1,250	\$ 410,554	\$ 328
Mono T	Dufferin	Section 10	3,515	1,262,366	359	3,509	\$ 1,268,168	\$ 361
Mulmur Tp	Dufferin	Section 10	1,805	514,304	285	1,791	\$ 532,047	\$ 297

**Note – Cost Comparison Chart available <https://www.opp.ca/index.php?&lng=en&id=115&entryid=58179f628f94acf555bef561>

[www.opp.ca](#) OPP Municipal Policing and select:
Billing Model page ➡ Current Cost-Recovery Information ➡ 2015-2023 Cost by Municipality ➡ 2015-23 Cost data tab



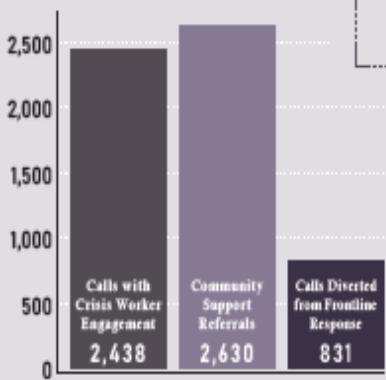
Frontline Efficiencies

TOTAL FRONTLINE HOURS REALLOCATED

365,357

(01 JANUARY - 31 DECEMBER)

CRISIS CALLS RECEIVED, BY RESULT 2023: JANUARY 01 - DECEMBER 31



DIVERSIONS OF CALLS TO CRISIS WORKERS IN PROVINCIAL COMMUNICATIONS CENTRES

Estimated time reallocated to the frontline*: **2,975 HRS**

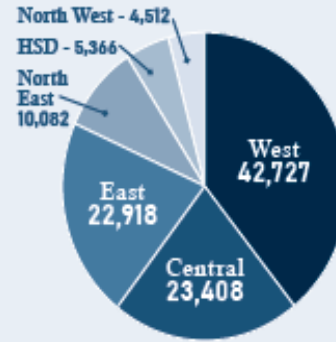
* BASED ON A TWO-OFFICER RESPONSE

34% Call Diversion Rate



9-1-1 CALL DIVERSIONS CHANGES FOR ACCIDENTAL, UNINTENTIONAL OR UNKNOWN CALL HANDLING DIVERSION

9-1-1 CALL DIVERSIONS, BY REGION 2023: JANUARY 01 - DECEMBER 31



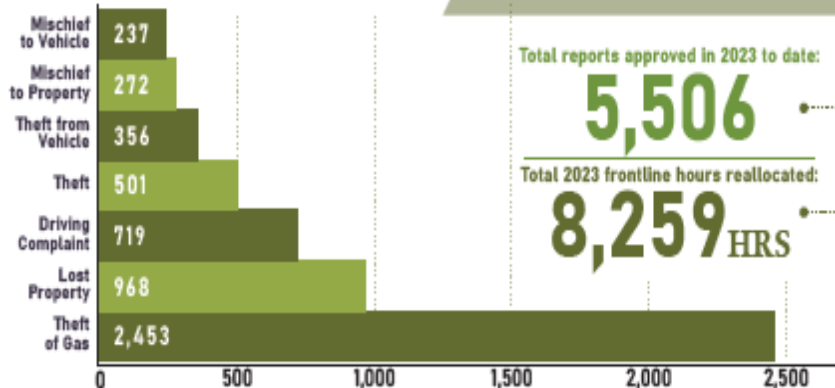
Total 9-1-1 calls diverted: **109,013**

Estimated time reallocated to the frontline: **198,099 HRS**

* BASED ON A TWO-OFFICER RESPONSE



ONLINE REPORTING TOTALS, BY TYPE 2023: JANUARY 01 - DECEMBER 31



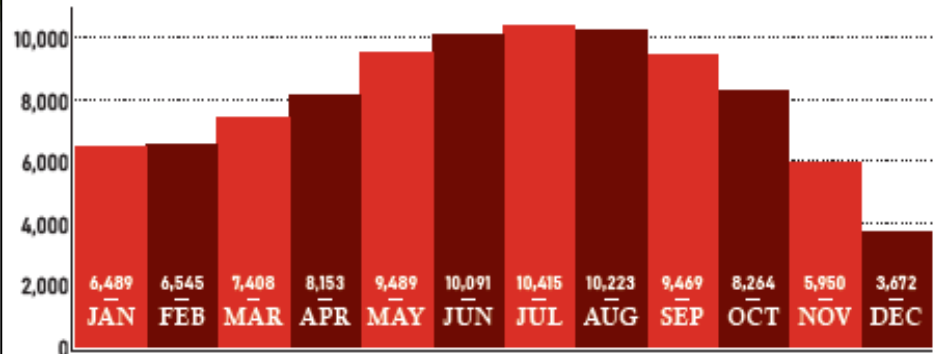
REDUCTION OF NON-EMERGENCY CALLS THROUGH ONLINE REPORTING

Total reports approved in 2023 to date: **5,506**

Total 2023 frontline hours reallocated: **8,259 HRS**



VOLUME OF CALLS REDIRECTED TO FSU 2023: JANUARY 01 - DECEMBER 31



REDIRECTION OF CALLS SENT TO THE FRONTLINE SUPPORT UNIT

Total approved reports: **96,168**

Estimated time reallocated to the frontline: **144,252 HRS**





Community Safety and Policing Act

Notable changes include:

- Section 10 contracts repealed
- Section 17, 22 and 14 agreements
- OPP Detachment Boards
- Focus on First Nations
- Changes to code of conduct
- New reporting requirements
- Inspectorate of Policing (IoP)
- Updated standards and training





QUESTIONS?

RESOURCES:

INTERNET

- www.opp.ca/billingmodel
- www.opp.ca/municipalpolicing
- www.opp.ca/contractproposals

CALL US

Municipal Policing Bureau
 777 Memorial Avenue,
 2nd Floor, Orillia ON L3V 7V3
 Office: 1-705-329-6224

(Sgt Rob Griffin)
Cell: 705-619-1160



FACEBOOK

Ontario Provincial Police
 Ontario Provincial Police - Careers



INSTAGRAM

ontarioprovincialpolice
 opp_hire



@OPPCommissioner
 @OPP
 @OPP News
 @OPP_Hire
 @OPP_Indigenous



PINTEREST

@officialOPP



YOUTUBE

EN - Ontario Provincial Police
 FR- Police Provinciale de l'Ontario

OPP East Region @OPP_ER
 OPP West Region @OPP_WR
 OPP Central Region @OPP_CR
 OPP North East Region @OPP_NER
 OPP North West Region @OPP_NWR

OPP Highway Safety Division
 @OPP_HSD