



# Dufferin Ontario Provincial Police

## Town of Orangeville Police Services Board Report 18 June 2024

### Detachment Commander's Report

It is my pleasure to provide this report to the Town of Orangeville Police Services Board. The Detachment Personnel are committed to providing a professional policing service that addresses identified community needs and concerns.

## THE PROMISE OF THE OPP

**OPP Vision** Safe Communities . . . A Secure Ontario.

### **OPP Mission**

To serve our province by protecting its citizens, upholding the law, and preserving public safety.

### **OPP Values**

*Serving with* **PRIDE, PROFESSIONALISM, & HONOUR**

*Interacting with* **RESPECT, COMPASSION, & FAIRNESS**

*Leading with* **INTEGRITY, HONESTY, & COURAGE**

*Always doing the right things for the right reasons.*

**Police Services Board Report for Town of Orangeville**  
**2024/Apr to 2024/May**

Public Complaints	
Policy	0
Service	0
Conduct	0

**Date information collected from Professional Standards Bureau Commander Reports:** 2024-05-30

**Data Source**

Ontario Provincial Police, Professional Standards Bureau Commander Reports

- Includes all public policy, service and conduct complaints submitted to the Office of the Independent Police Review Director (OIPRD)

Secondary Employment
----------------------

**Detachment:** 1N - DUFFERIN

**Location code(s):** 1N10 - ORANGEVILLE

**Report Generated by:**  
Moore, Vicki

**Report Generated on:**  
30-May-24 8:23:18 AM  
PP-CSC-Operational Planning-4300



## Calls For Service (CFS) Billing Summary Report

### Orangeville January to May - 2024

Billing Categories (Billing categories below do not match traditional crime groupings)		2024				2023			
		January to May	Year to Date	Time Standard	Year To Date Weighted Hours	January to May	Year to Date	Time Standard	Year To Date Weighted Hours
Violent Criminal Code	Sexual offence occurring prior to January 4, 1983	0	0		0.0	1	1	15.4	15.4
	Sexual Assault	6	6	15.4	92.4	9	9	15.4	138.6
	Sexual Interference	1	1	15.4	15.4	2	2	15.4	30.8
	Sexual Exploitation	0	0		0.0	1	1	15.4	15.4
	Non-Consensual Distribution of Intimate Images	1	1	15.4	15.4	0	0		0.0
	Aggravated Assault-Level 3	1	1	15.4	15.4	2	2	15.4	30.8
	Assault With Weapon or Causing Bodily Harm-Level 2	9	9	15.4	138.6	15	15	15.4	231.0
	Assault-Level 1	34	34	15.4	523.6	39	39	15.4	600.6
	Assault Peace Officer	1	1	15.4	15.4	1	1	15.4	15.4
	Forcible confinement	2	2	15.4	30.8	1	1	15.4	15.4
	Robbery -Master code	1	1	15.4	15.4	2	2	15.4	30.8
	Robbery, With Threat of Violence	1	1	15.4	15.4	0	0		0.0
	Robbery - Pursesnatch With Violence	0	0		0.0	1	1	15.4	15.4
	Criminal Harassment	17	17	15.4	261.8	5	5	15.4	77.0
	Criminal Harassment - Offender Unknown	1	1	15.4	15.4	0	0		0.0
	Indecent/Harassing Communications	6	6	15.4	92.4	3	3	15.4	46.2
	Utter Threats -Master code	2	2	15.4	30.8	2	2	15.4	30.8
	Utter Threats to Person	20	20	15.4	308.0	19	19	15.4	292.6
	Utter Threats to Person - Government Employee (non-police)	0	0		0.0	1	1	15.4	15.4
	<b>Total</b>	<b>103</b>	<b>103</b>	<b>15.4</b>	<b>1,586.2</b>	<b>104</b>	<b>104</b>	<b>15.4</b>	<b>1,601.6</b>
Property Crime Violations	Arson - Building	1	1	6.3	6.3	0	0		0.0
	Break & Enter	12	12	6.3	75.6	23	23	6.3	144.9
	Theft Over -master code	3	3	6.3	18.9	2	2	6.3	12.6
	Theft Over - Other Theft	1	1	6.3	6.3	1	1	6.3	6.3
	Theft of - Mail	2	2	6.3	12.6	0	0		0.0
	Theft FROM Motor Vehicle Over \$5,000	0	0		0.0	1	1	6.3	6.3
	Theft of Motor Vehicle	9	9	6.3	56.7	12	12	6.3	75.6
	Theft of - Automobile	0	0		0.0	3	3	6.3	18.9
	Theft of - Trucks	1	1	6.3	6.3	0	0		0.0
	Theft of - Other Motor Vehicles	0	0		0.0	1	1	6.3	6.3



## Calls For Service (CFS) Billing Summary Report

### Orangeville January to May - 2024

Billing Categories (Billing categories below do not match traditional crime groupings)		2024				2023			
		January to May	Year to Date	Time Standard	Year To Date Weighted Hours	January to May	Year to Date	Time Standard	Year To Date Weighted Hours
Property Crime Violations	Theft Under -master code	12	12	6.3	75.6	13	13	6.3	81.9
	Theft under - Bicycles	1	1	6.3	6.3	2	2	6.3	12.6
	Theft under - Building	1	1	6.3	6.3	2	2	6.3	12.6
	Theft under - Persons	2	2	6.3	12.6	0	0		0.0
	Theft under - Other Theft	12	12	6.3	75.6	17	17	6.3	107.1
	Theft Under - Gasoline Drive-off	4	4	6.3	25.2	8	8	6.3	50.4
	Theft Under - Truck Load	0	0		0.0	1	1	6.3	6.3
	Theft FROM Motor Vehicle Under \$5,000	22	22	6.3	138.6	24	24	6.3	151.2
	Theft Under \$5,000 [SHOPLIFTING]	39	39	6.3	245.7	64	64	6.3	403.2
	Trafficking in Stolen Goods over \$5,000 (incl. possession wi	1	1	6.3	6.3	0	0		0.0
	Possession of Stolen Goods over \$5,000	1	1	6.3	6.3	0	0		0.0
	Fraud -Master code	6	6	6.3	37.8	19	19	6.3	119.7
	Fraud - Steal/Forge/Poss./Use Credit Card	7	7	6.3	44.1	4	4	6.3	25.2
	Fraud - False Pretence < = \$5,000	6	6	6.3	37.8	12	12	6.3	75.6
	Fraud - Forgery & Uttering	3	3	6.3	18.9	4	4	6.3	25.2
	Fraud - Fraud through mails	1	1	6.3	6.3	2	2	6.3	12.6
	Fraud -Money/property/ security > \$5,000	6	6	6.3	37.8	6	6	6.3	37.8
	Fraud -Money/property/ security <= \$5,000	22	22	6.3	138.6	18	18	6.3	113.4
	Fraud - Transportation	0	0		0.0	1	1	6.3	6.3
	Fraud - Welfare benefits	0	0		0.0	1	1	6.3	6.3
	Fraud - Other	9	9	6.3	56.7	10	10	6.3	63.0
	Personation with Intent (fraud)	4	4	6.3	25.2	1	1	6.3	6.3
	Fraud - False Pretence > \$5,000	1	1	6.3	6.3	0	0		0.0
	Identity Theft	1	1	6.3	6.3	1	1	6.3	6.3
	Identity Fraud	0	0		0.0	2	2	6.3	12.6
	Mischief - master code	45	45	6.3	283.5	40	40	6.3	252.0
	Mischief [Graffiti - Non Gang Related]	1	1	6.3	6.3	5	5	6.3	31.5



## Calls For Service (CFS) Billing Summary Report

### Orangeville January to May - 2024

Billing Categories (Billing categories below do not match traditional crime groupings)		2024				2023			
		January to May	Year to Date	Time Standard	Year To Date Weighted Hours	January to May	Year to Date	Time Standard	Year To Date Weighted Hours
Property Crime Violations	Interfere with lawful use, enjoyment of property	3	3	6.3	18.9	6	6	6.3	37.8
	Property Damage	14	14	6.3	88.2	11	11	6.3	69.3
	<b>Total</b>	<b>253</b>	<b>253</b>	<b>6.3</b>	<b>1,593.9</b>	<b>317</b>	<b>317</b>	<b>6.3</b>	<b>1,997.1</b>
Other Criminal Code Violations (Excluding traffic)	Possess Firearm while prohibited	0	0		0.0	1	1	7.3	7.3
	Other Criminal Code * Sec.78 - Sec.96	1	1	7.3	7.3	0	0		0.0
	Offensive Weapons-Possession of Weapons	1	1	7.3	7.3	1	1	7.3	7.3
	Offensive Weapons-Prohibited	0	0		0.0	1	1	7.3	7.3
	Offensive Weapons-Other Offensive Weapons	1	1	7.3	7.3	1	1	7.3	7.3
	Offensive Weapons-False Statements	0	0		0.0	1	1	7.3	7.3
	Offensive Weapons-Other Weapons Offences	0	0		0.0	1	1	7.3	7.3
	Bail Violations -Master code	1	1	7.3	7.3	0	0		0.0
	Bail Violations - Fail To Comply	17	17	7.3	124.1	12	12	7.3	87.6
	Bail Violations - Others	0	0		0.0	2	2	7.3	14.6
	Bail Violations - Recognizance	2	2	7.3	14.6	2	2	7.3	14.6
	Counterfeit Money - Master code	1	1	7.3	7.3	0	0		0.0
	Counterfeit Money - Others	4	4	7.3	29.2	1	1	7.3	7.3
	Disturb the Peace	10	10	7.3	73.0	20	20	7.3	146.0
	Indecent acts -Master code	0	0		0.0	1	1	7.3	7.3
	Indecent acts -Other	3	3	7.3	21.9	0	0		0.0
	Indecent acts -exposure to person under 14	1	1	7.3	7.3	0	0		0.0
	Child Pornography - Other	1	1	7.3	7.3	0	0		0.0
	Obstruct Public Peace Officer	2	2	7.3	14.6	1	1	7.3	7.3
	Breach of Probation	14	14	7.3	102.2	10	10	7.3	73.0
	Disobey court order/Misconduct executing process	1	1	7.3	7.3	2	2	7.3	14.6
	Public mischief - mislead peace officer	1	1	7.3	7.3	3	3	7.3	21.9



## Calls For Service (CFS) Billing Summary Report

### Orangeville January to May - 2024

Billing Categories (Billing categories below do not match traditional crime groupings)		2024				2023			
		January to May	Year to Date	Time Standard	Year To Date Weighted Hours	January to May	Year to Date	Time Standard	Year To Date Weighted Hours
Other Criminal Code Violations (Excluding traffic)	Possession of Burglary Tools	0	0		0.0	1	1	7.3	7.3
	<b>Total</b>	<b>61</b>	<b>61</b>	<b>7.3</b>	<b>445.3</b>	<b>61</b>	<b>61</b>	<b>7.3</b>	<b>445.3</b>
Drug Possession	Possession Cocaine	4	4	6.9	27.6	4	4	6.9	27.6
	Possession Other Controlled Drugs and Substance Act	1	1	6.9	6.9	3	3	6.9	20.7
	Possession illicit or >30g dried cannabis (or equiv) - adult	1	1	6.9	6.9	0	0		0.0
	Drug related occurrence	10	10	6.9	69.0	6	6	6.9	41.4
	<b>Total</b>	<b>16</b>	<b>16</b>	<b>6.9</b>	<b>110.4</b>	<b>13</b>	<b>13</b>	<b>6.9</b>	<b>89.7</b>
Drugs	Trafficking Heroin	1	1	80.6	80.6	0	0		0.0
	Trafficking Cocaine	1	1	80.6	80.6	2	2	80.6	161.2
	Trafficking Other Controlled Drugs and Substance Act	2	2	80.6	161.2	3	3	80.6	241.8
	Trafficking - Methamphetamine (Crystal Meth)	0	0		0.0	1	1	80.6	80.6
	Trafficking û Opioid (other than heroin)	1	1	80.6	80.6	0	0		0.0
	<b>Total</b>	<b>5</b>	<b>5</b>	<b>80.6</b>	<b>403.0</b>	<b>6</b>	<b>6</b>	<b>80.6</b>	<b>483.6</b>
Statutes & Acts	Landlord/Tenant	70	70	3.5	245.0	23	23	3.5	80.5
	Mental Health Act	145	145	3.5	507.5	110	110	3.5	385.0
	Mental Health Act - No contact with Police	13	13	3.5	45.5	7	7	3.5	24.5
	Mental Health Act - Attempt Suicide	12	12	3.5	42.0	6	6	3.5	21.0
	Mental Health Act - Threat of Suicide	19	19	3.5	66.5	23	23	3.5	80.5
	Mental Health Act - Voluntary Transport	1	1	3.5	3.5	11	11	3.5	38.5
	Mental Health Act - Placed on Form	8	8	3.5	28.0	14	14	3.5	49.0
	Mental Health Act - Apprehension	16	16	3.5	56.0	12	12	3.5	42.0
	Custody Dispute	0	0		0.0	2	2	3.5	7.0
	Trespass To Property Act	52	52	3.5	182.0	62	62	3.5	217.0
	<b>Total</b>	<b>336</b>	<b>336</b>	<b>3.5</b>	<b>1,176.0</b>	<b>270</b>	<b>270</b>	<b>3.5</b>	<b>945.0</b>
Operational	Animal -Master code	0	0		0.0	1	1	3.8	3.8
	Animal - Left in Vehicle	7	7	3.8	26.6	10	10	3.8	38.0
	Animal Bite	6	6	3.8	22.8	4	4	3.8	15.2
	Animal Stray	9	9	3.8	34.2	6	6	3.8	22.8



## Calls For Service (CFS) Billing Summary Report

### Orangeville January to May - 2024

Billing Categories (Billing categories below do not match traditional crime groupings)		2024				2023			
		January to May	Year to Date	Time Standard	Year To Date Weighted Hours	January to May	Year to Date	Time Standard	Year To Date Weighted Hours
Operational	Animal Injured	2	2	3.8	7.6	5	5	3.8	19.0
	Animal - Other	8	8	3.8	30.4	3	3	3.8	11.4
	Animal - Dog Owners Liability Act	3	3	3.8	11.4	1	1	3.8	3.8
	Domestic Disturbance	146	146	3.8	554.8	129	129	3.8	490.2
	Suspicious Person	203	203	3.8	771.4	177	177	3.8	672.6
	Phone -Master code	2	2	3.8	7.6	0	0		0.0
	Phone -Nuisance - No Charges Laid	18	18	3.8	68.4	19	19	3.8	72.2
	Phone -Threatening - No Charges Laid	2	2	3.8	7.6	2	2	3.8	7.6
	Phone -Other - No Charges Laid	0	0		0.0	1	1	3.8	3.8
	Fire - Building	1	1	3.8	3.8	1	1	3.8	3.8
	Fire - Other	6	6	3.8	22.8	4	4	3.8	15.2
	Insecure Condition - Master code	8	8	3.8	30.4	3	3	3.8	11.4
	Missing Person -Master code	0	0		0.0	1	1	3.8	3.8
	Missing Person under 12	0	0		0.0	2	2	3.8	7.6
	Missing Person 12 & older	7	7	3.8	26.6	2	2	3.8	7.6
	Missing Person Located Under 12	1	1	3.8	3.8	1	1	3.8	3.8
	Missing Person Located 12 & older	10	10	3.8	38.0	7	7	3.8	26.6
	Noise Complaint -Master code	45	45	3.8	171.0	48	48	3.8	182.4
	Noise Complaint - Vehicle	1	1	3.8	3.8	2	2	3.8	7.6
	Noise Complaint - Residence	2	2	3.8	7.6	4	4	3.8	15.2
	Noise Complaint - Business	1	1	3.8	3.8	0	0		0.0
	Noise Complaint - Animal	9	9	3.8	34.2	6	6	3.8	22.8
	Accident - non-MVC - Master code	1	1	3.8	3.8	1	1	3.8	3.8
	Found Property -Master code	42	42	3.8	159.6	34	34	3.8	129.2
	Found - Computer, parts & accessories	3	3	3.8	11.4	0	0		0.0
	Found - Vehicle Accessories	2	2	3.8	7.6	0	0		0.0
	Found-Personal Accessories	6	6	3.8	22.8	2	2	3.8	7.6



## Calls For Service (CFS) Billing Summary Report

### Orangeville January to May - 2024

Billing Categories (Billing categories below do not match traditional crime groupings)		2024				2023			
		January to May	Year to Date	Time Standard	Year To Date Weighted Hours	January to May	Year to Date	Time Standard	Year To Date Weighted Hours
Operational	Found-Household Property	1	1	3.8	3.8	0	0		0.0
	Found-Sporting Goods, Hobby Equip.	2	2	3.8	7.6	0	0		0.0
	Found - Gun	0	0		0.0	1	1	3.8	3.8
	Found-Others	16	16	3.8	60.8	1	1	3.8	3.8
	Lost Property -Master code	23	23	3.8	87.4	21	21	3.8	79.8
	Lost License Plate	1	1	3.8	3.8	0	0		0.0
	Lost - Computer, parts & accessories	4	4	3.8	15.2	0	0		0.0
	Lost - Vehicle Accessories	1	1	3.8	3.8	0	0		0.0
	Lost-Personal Accessories	11	11	3.8	41.8	2	2	3.8	7.6
	Lost-Household Property	1	1	3.8	3.8	1	1	3.8	3.8
	Lost-Radio,TV,Sound-Reprod. Equip.	1	1	3.8	3.8	0	0		0.0
	Lost-Machinery & Tools	2	2	3.8	7.6	0	0		0.0
	Lost-Others	4	4	3.8	15.2	1	1	3.8	3.8
	Sudden Death - Suicide	2	2	3.8	7.6	0	0		0.0
	Sudden Death - Natural Causes	5	5	3.8	19.0	8	8	3.8	30.4
	Sudden Death - Others	2	2	3.8	7.6	1	1	3.8	3.8
	Sudden Death - Apparent Overdose-Overdose	0	0		0.0	2	2	3.8	7.6
	Suspicious Vehicle	58	58	3.8	220.4	58	58	3.8	220.4
	Trouble with Youth	51	51	3.8	193.8	44	44	3.8	167.2
	Medical Assistance - Master code	0	0		0.0	1	1	3.8	3.8
	Medical Assistance - Other	5	5	3.8	19.0	1	1	3.8	3.8
	Vehicle Recovered - Automobile	2	2	3.8	7.6	2	2	3.8	7.6
	Vehicle Recovered - Trucks	2	2	3.8	7.6	1	1	3.8	3.8
	Unwanted Persons	91	91	3.8	345.8	83	83	3.8	315.4
	Neighbour Dispute	58	58	3.8	220.4	53	53	3.8	201.4
	By-Law -Master code	6	6	3.8	22.8	1	1	3.8	3.8
	Noise By-Law	0	0		0.0	1	1	3.8	3.8
	Dogs By-Law	2	2	3.8	7.6	0	0		0.0
	Other Municipal By-Laws	10	10	3.8	38.0	16	16	3.8	60.8
	Fireworks By-Law	2	2	3.8	7.6	0	0		0.0





## Calls For Service (CFS) Billing Summary Report

### Orangeville January to May - 2024

Billing Categories (Billing categories below do not match traditional crime groupings)		2024				2023			
		January to May	Year to Date	Time Standard	Year To Date Weighted Hours	January to May	Year to Date	Time Standard	Year To Date Weighted Hours
Operational	Traffic By-Law	9	9	3.8	34.2	1	1	3.8	3.8
	Overdose/Suspected Overdose - Opioid Related	1	1	3.8	3.8	0	0		0.0
	Assist Fire Department	4	4	3.8	15.2	6	6	3.8	22.8
	Assist Public	56	56	3.8	212.8	292	292	3.8	1,109.6
	Distressed/Overdue Motorist	4	4	3.8	15.2	3	3	3.8	11.4
	Family Dispute	79	79	3.8	300.2	73	73	3.8	277.4
	Suspicious Package	1	1	3.8	3.8	0	0		0.0
	<b>Total</b>	<b>1,068</b>	<b>1,068</b>	<b>3.8</b>	<b>4,058.4</b>	<b>1,150</b>	<b>1,150</b>	<b>3.8</b>	<b>4,370.0</b>
Operational2	False Holdup Alarm-Accidental Trip	11	11	1.5	16.5	10	10	1.5	15.0
	False Alarm -Others	62	62	1.5	93.0	107	107	1.5	160.5
	Keep the Peace	99	99	1.5	148.5	60	60	1.5	90.0
	911 call / 911 hang up	31	31	1.5	46.5	28	28	1.5	42.0
	911 call - Dropped Cell	31	31	1.5	46.5	45	45	1.5	67.5
	<b>Total</b>	<b>234</b>	<b>234</b>	<b>1.5</b>	<b>351.0</b>	<b>250</b>	<b>250</b>	<b>1.5</b>	<b>375.0</b>
Traffic	MVC (MOTOR VEHICLE COLLISION) - Master code	1	1	3.8	3.8	3	3	3.8	11.4
	MVC - Personal Injury (MOTOR VEHICLE COLLISION)	7	7	3.8	26.6	7	7	3.8	26.6
	MVC - Prop. Dam. Non Reportable	42	42	3.8	159.6	51	51	3.8	193.8
	MVC - Prop. Dam. Reportable (MOTOR VEHICLE COLLISION)	112	112	3.8	425.6	98	98	3.8	372.4
	MVC - Prop. Dam. Failed to Remain (MOTOR VEHICLE COLLISION)	31	31	3.8	117.8	26	26	3.8	98.8
	MVC - Pers. Inj. Failed To Remain (MOTOR VEHICLE COLLISION)	3	3	3.8	11.4	0	0		0.0
	Road Rage	0	0		0.0	1	1	3.8	3.8
	<b>Total</b>	<b>196</b>	<b>196</b>	<b>3.8</b>	<b>744.8</b>	<b>186</b>	<b>186</b>	<b>3.8</b>	<b>706.8</b>
<b>Total</b>		<b>2,272</b>	<b>2,272</b>		<b>10,469.0</b>	<b>2,357</b>	<b>2,357</b>		<b>11,014.1</b>

#### Note to Detachment Commanders:

- The content of each report is to be shared by the Detachment Commander only with the municipality for which it was generated. The municipality may treat this as a public document and distribute it as they wish.
- All data is sourced from the Niche RMS application. Included are 'reported' occurrences (actuals and unfounded occurrences) for 'billable' occurrences ONLY. Data is refreshed on a weekly basis.
- The Traffic category includes motor vehicle collision (MVC) occurrences entered into Niche (UCR code 8521). MVCs are NOT sourced from the eCRS application for this report.



## Calls For Service (CFS) Billing Summary Report

### Orangeville January to May - 2024

- Only the primary violation is counted within an occurrence.
- Time standards displayed are for the 2024 billing period.

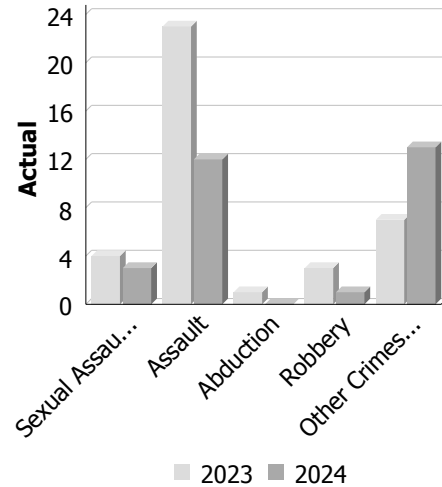
#### **Note to Municipalities:**

- Data contained within this report is dynamic in nature and numbers will change over time as the Ontario Provincial Police continues to investigate and solve crime.
- This report is NOT to be used for crime trend analysis as not all occurrences are included.
- Data groupings within this report do not match traditional crime groupings seen in other public reports such as the OPP Police Services Board reports or Statistics Canada reporting.

**Police Services Board Report for Town of Orangeville**  
**Records Management System**  
**April to May - 2024**

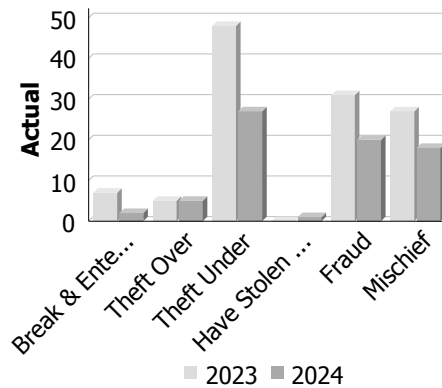
**Violent Crime**

Actual	April to May			Year to Date - May		
	2023	2024	% Change	2023	2024	% Change
Murder	0	0	--	0	0	--
Other Offences Causing Death	0	0	--	0	0	--
Attempted Murder	0	0	--	0	0	--
Sexual Assault	4	3	-25.0%	10	6	-40.0%
Assault	23	12	-47.8%	52	40	-23.1%
Abduction	1	0	-100.0%	2	2	0.0%
Robbery	3	1	-66.7%	3	2	-33.3%
Other Crimes Against a Person	7	13	85.7%	23	43	87.0%
<b>Total</b>	<b>38</b>	<b>29</b>	<b>-23.7%</b>	<b>90</b>	<b>93</b>	<b>3.3%</b>



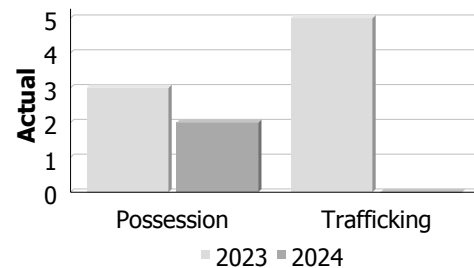
**Property Crime**

Actual	April to May			Year to Date - May		
	2023	2024	% Change	2023	2024	% Change
Arson	0	0	--	0	1	--
Break & Enter	7	2	-71.4%	22	9	-59.1%
Theft Over	5	5	0.0%	20	15	-25.0%
Theft Under	48	27	-43.8%	153	94	-38.6%
Have Stolen Goods	0	1	--	0	2	--
Fraud	31	20	-35.5%	73	63	-13.7%
Mischief	27	18	-33.3%	58	56	-3.4%
<b>Total</b>	<b>118</b>	<b>73</b>	<b>-38.1%</b>	<b>326</b>	<b>240</b>	<b>-26.4%</b>



**Drug Crime**

Actual	April to May			Year to Date - May		
	2023	2024	% Change	2023	2024	% Change
Possession	3	2	-33.3%	7	5	-28.6%
Trafficking	5	0	-100.0%	6	4	-33.3%
Importation and Production	0	0	--	0	0	--
<b>Total</b>	<b>8</b>	<b>2</b>	<b>-75.0%</b>	<b>13</b>	<b>9</b>	<b>-30.8%</b>



**Clearance Rate**

**Detachment:** 1N - DUFFERIN

**Location code(s):** 1N10 - ORANGEVILLE

**Data source date:**

2024/05/25

**Report Generated by:**

Moore, Vicki

**Report Generated on:**

30-May-24 8:30:43 AM

PP-CSC-Operational Planning-4300

Police Services Board Report for Town of Orangeville  
Records Management System  
April to May - 2024

Clearance Rate	April to May			Year to Date - May		
	2023	2024	Difference	2023	2024	Difference
Violent Crime	84.2%	55.2%	-29.0%	75.6%	62.4%	-13.2%
Property Crime	13.6%	15.1%	1.5%	18.7%	14.2%	-4.5%
Drug Crime	50.0%	50.0%	0.0%	61.5%	66.7%	5.1%
Total (Violent, Property & Drug)	32.1%	29.0%	-3.2%	33.0%	31.6%	-1.4%

Category	2023	2024
Violent Crime	84.2%	55.2%
Property Crime	13.6%	15.1%
Drug Crime	50.0%	50.0%
Total (Violent, Property & Drug)	33.0%	31.6%

Data contained within this report is dynamic in nature and numbers will change over time as the Ontario Provincial Police continue to investigate and solve crime.

Data Utilized

- Major Crimes
- Niche RMS All Offence Level Business Intelligence Cube

Updated : Tuesday, May 21, 2024 - Current Period : 1999/12/31

1N - DUFFERIN 2024 All Offence Hours of Day All Offence Days of Week All Offence Months All Coverage  
Types CC\_Provincial Statutes All Offence Act Part Types All Courts All Badges All License Plate Location All  
Offender Gender All Offender Age Group All Date Added All Prior Offence Date MEASURES

Offence Count as values		HTA	CC-Traffic (Revised)	CC-Non-Traffic (Revised)	Other	CC_Provincial Statutes
2024 Q 1	January	654	0	15	104	773
	February	914	3	22	162	1,101
	March	995	2	46	172	1,215
	All Offence Months	2,563	5	83	438	3,089
2024 Q 2	April	464	2	30	69	565
	All Offence Months	464	2	30	69	565
2024		3,027	7	113	507	3,654

Zero suppression rows and columns. Suppression options applied: zero values, division by zero, missing values, overflow values.

## **ACTION PLAN: Town of Orangeville**

### **Foot Patrol Hours**

<b>2024 – YTD:</b>	<b>158.00</b>
April:	28.00
May:	18.00
June:	00.00

### **R.I.D.E. Hours**

<b>2024 – YTD:</b>	<b>170.00</b>
April:	23.00
May:	24.00
June:	00.00

### **Trouble with Youth Occurrences**

<b>2024 – YTD:</b>	<b>32.00</b>
April:	16.00
May:	16.00
June:	00.00

### **Mental Health Occurrences**

<b>2024 – YTD:</b>	<b>173.00</b>
April:	68.00
May:	78.00
June:	00.00

### **Arrests – Impaired by Alcohol**

<b>2024 – YTD:</b>	<b>14.00</b>
April:	02.00
May:	01.00
June:	00.00

### **Arrests – Impaired by Drug**

<b>2024 – YTD:</b>	<b>00.00</b>
April:	00.00
May:	00.00
June:	00.00

### **R.I.D.E. Grant Vehicles Checked**

<b>2024 – YTD:</b>	<b>00.00</b>
April:	00.00
May:	00.00
June:	00.00

### **Distracted Driving Charges**

<b>2024 – YTD:</b>	<b>02.00</b>
April:	00.00
May:	00.00
June:	00.00

### **DUFFERIN TRAFFIC MANAGEMENT UNIT:**

Canada Day long weekend (focus Lifesaving Equipment)

### **AUXILIARY UNIT:**

<b><u>Unit Hours</u></b>	<b><u>April</u></b>	<b><u>May</u></b>	<b><u>June</u></b>
Administration	43.00	00.00	00.00
Training	57.00	00.00	00.00
Special Detail	0.00	0.00	00.00
Cruiser Patrol	00.00	00.00	00.00
ATV Patrol	0.00	00.00	0.00
Community Policing	74.50	00.00	00.00
<b>TOTAL</b>	<b>174.50</b>	<b>00.00</b>	<b>000.00</b>